

INVESTOR PRESENTATION Q2 2024



Rejlers at a glance

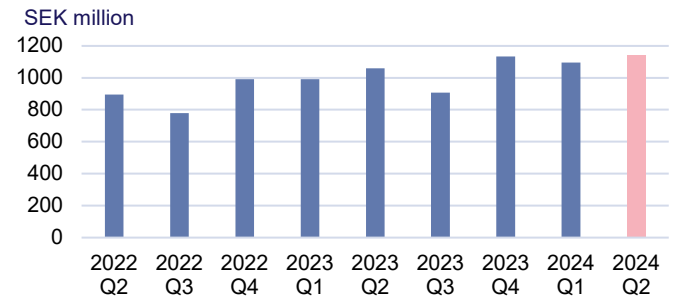
NORDIC PRESENCE

Rejlers is one of the leading engineering consultancy firms in the Nordic region. Our cutting-edge expertise helps companies, public authorities and other organisations meet the societal challenges of tomorrow. We create value as a catalyst for our customers' efforts to achieve a sustainable society.

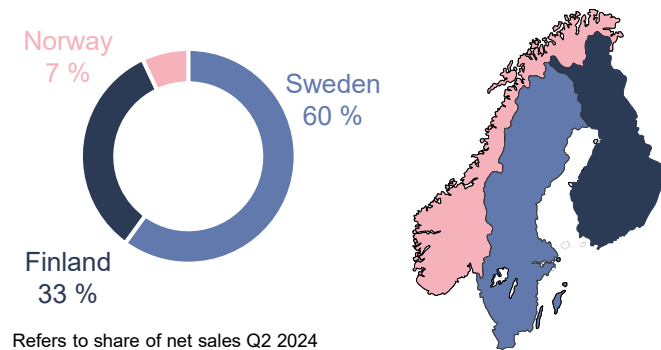
STRONG PLATFORM

Rejlers has a strong foundation, with over 80 years of history, a team of more than 3,200 experts, a large network of qualified partners, and high customer satisfaction.

NET SALES DEVELOPMENT



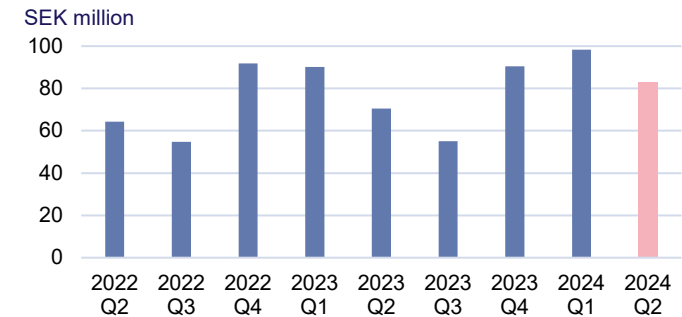
NET SALES DISTRIBUTION



OUR CUSTOMER OFFERING

- To accelerate value and profitability
- To catalyze our customers' transformation within the Energy transition, Industry transformation and by futureproofing communities
- To contribute with knowledge and innovation
- To transform business by being the engine in the project

EBITA DEVELOPMENT



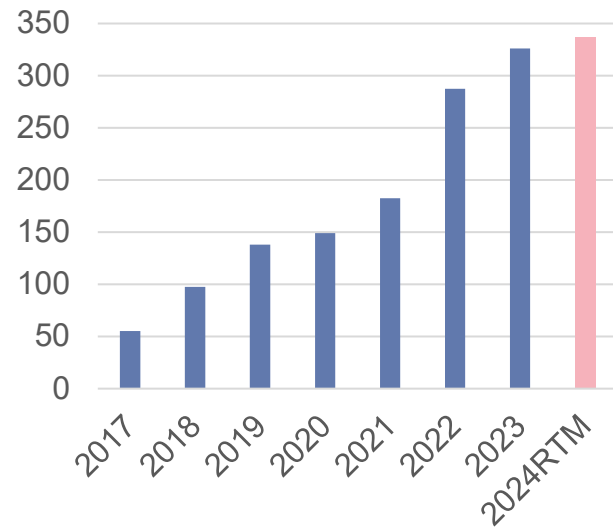
Rejlers – operational highlights

- Revenues: SEK 1,140.9 million (1,058.2), + 7.8 %
- EBITA: SEK 83.0 million (70.5)
- EBITA margin: 7.3 % (6.7)
- Better utilization thanks to the efficiency improvement programme that was implemented in Q4 2023
- Price increases in all countries
- Acquisition of Solvina AB – a strong consultancy firm within energy (nuclear)
- The transformation towards 2025 continues

Rejlers - 8 years

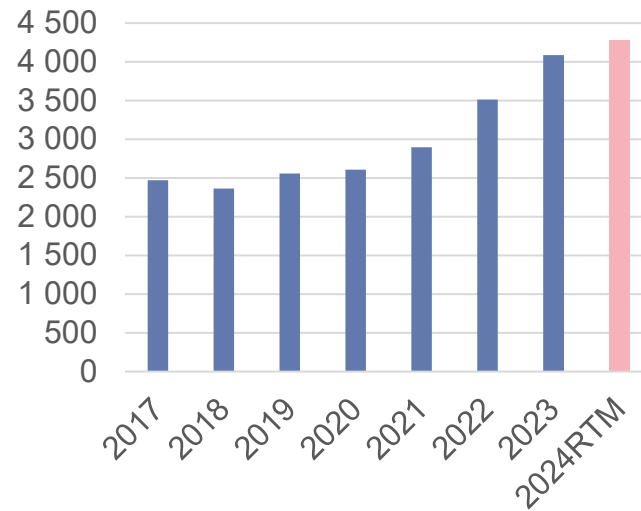
ADJ. EBITA

SEK million



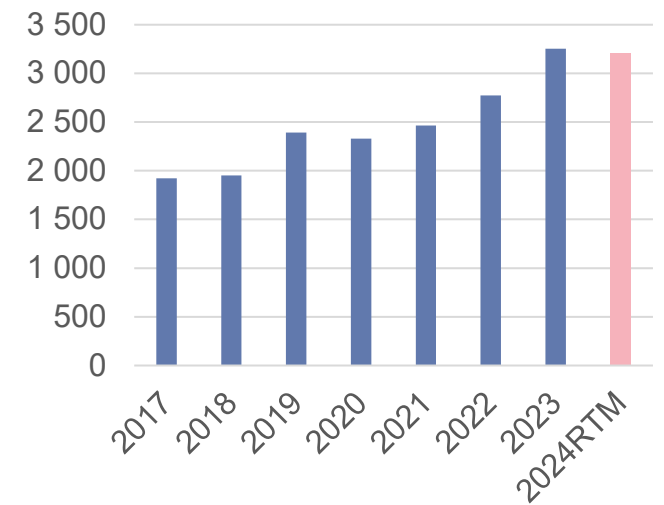
NET SALES

SEK million



EMPLOYEES

Number



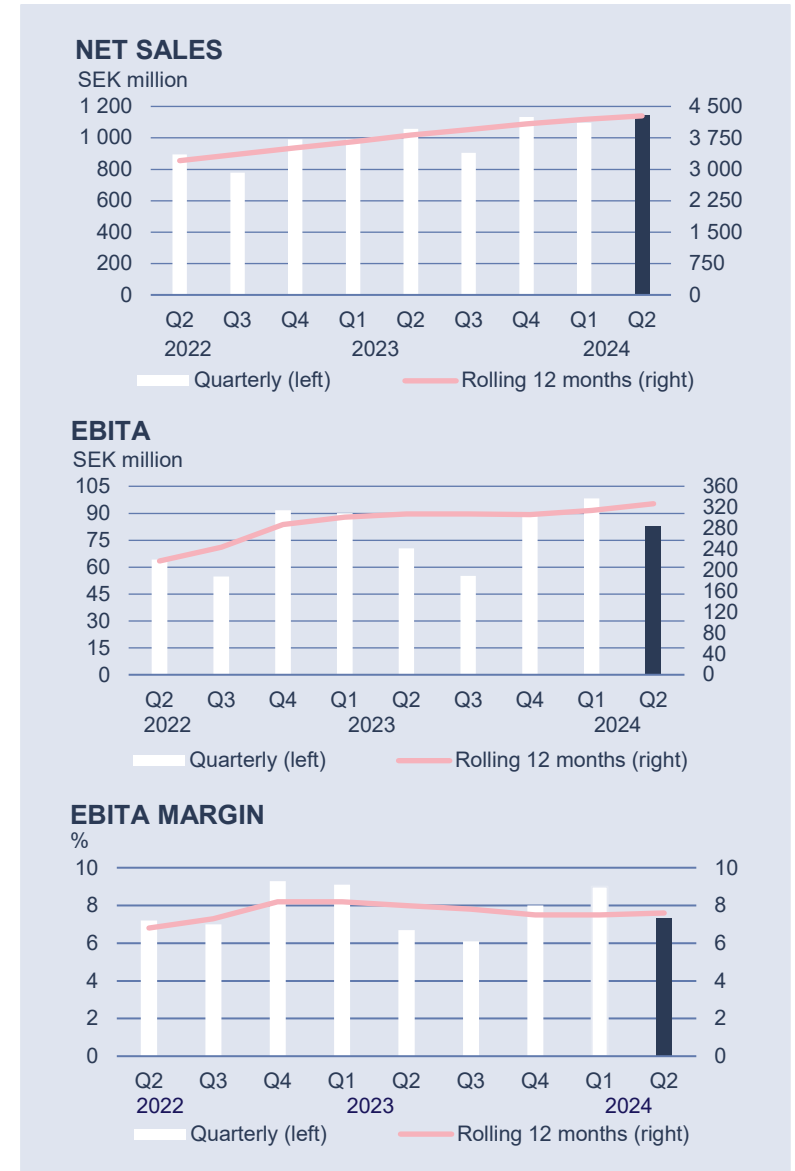
Rejlers Group

FINANCIAL HIGHLIGHTS Q2 2024

- Net sales SEK 1,140.9 million (1,058.2), + 7.8 %
- EBITA SEK 83.0 million (70.5)
- Earnings per share before dilution SEK 2.13 (2.14)

FINANCIAL HIGHLIGHTS ACC Q2 2024

- Net sales SEK 2,236.9 million (2,049.7), + 9.1 %
- EBITA SEK 181.3 million (160.6)
- Earnings per share before dilution SEK 5.04 (4.35)



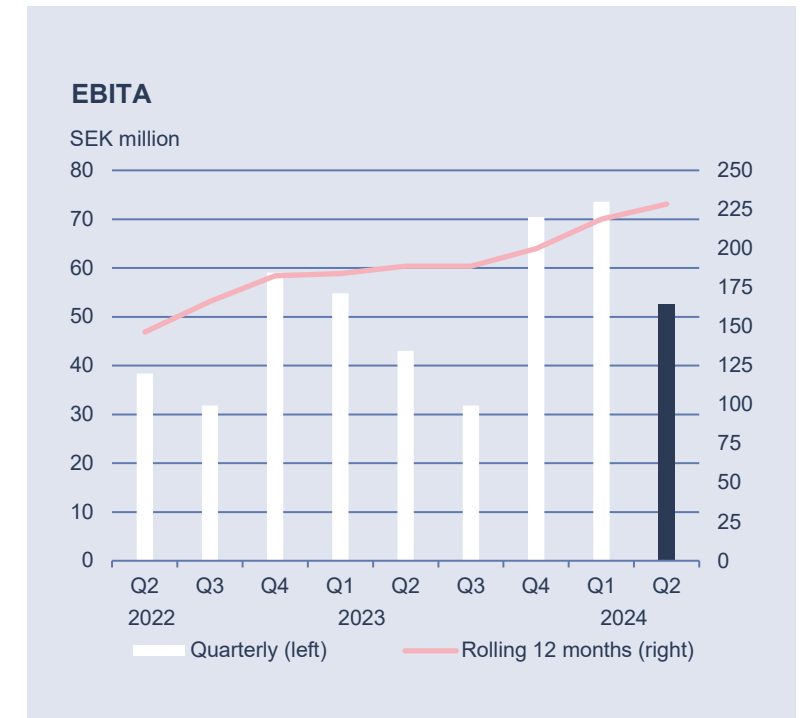
Rejlers Sweden

FINANCIAL HIGHLIGHTS Q2 2024

- Net sales amounted to SEK 695.4 million (652.6)
- EBITA SEK 52.6 million (43.0)
- EBITA margin 7.6 % (6.6)

FINANCIAL HIGHLIGHTS ACC Q2 2024

- Net sales amounted to SEK 1,377.4 million (1,230.8)
- EBITA SEK 126.2 million (97.8)
- EBITA margin 9.2 % (7.9)



KEY FIGURES	Q2 2024	Q2 2023	Full year 2023
Net sales, SEK million	695.4	652.6	2,480.5
EBITA, SEK million	52.6	43.0	200.0
EBITA margin, %	7.6	6.6	8.1
Operating profit, SEK million	42.6	35.9	162.9

Rejlers Finland

FINANCIAL HIGHLIGHTS Q2 2024

- Net sales amounted to SEK 371.0 million (346.0)
- EBITA SEK 37.1 million (28.5)
- EBITA margin 10.0 % (8.2)

FINANCIAL HIGHLIGHTS ACC Q2 2024

- Net sales amounted to SEK 707.6 million (677.6)
- EBITA SEK 68.9 million (60.3)
- EBITA margin 9.7 % (8.9)



KEY FIGURES	Q2 2024	Q2 2023	Full year 2023
Net sales, SEK million	371.0	346.0	1,355.5
EBITA, SEK million	37.1	28.5	107.0
EBITA margin, %	10.0	8.2	8.0
Operating profit, SEK million	31.3	22.6	83.0

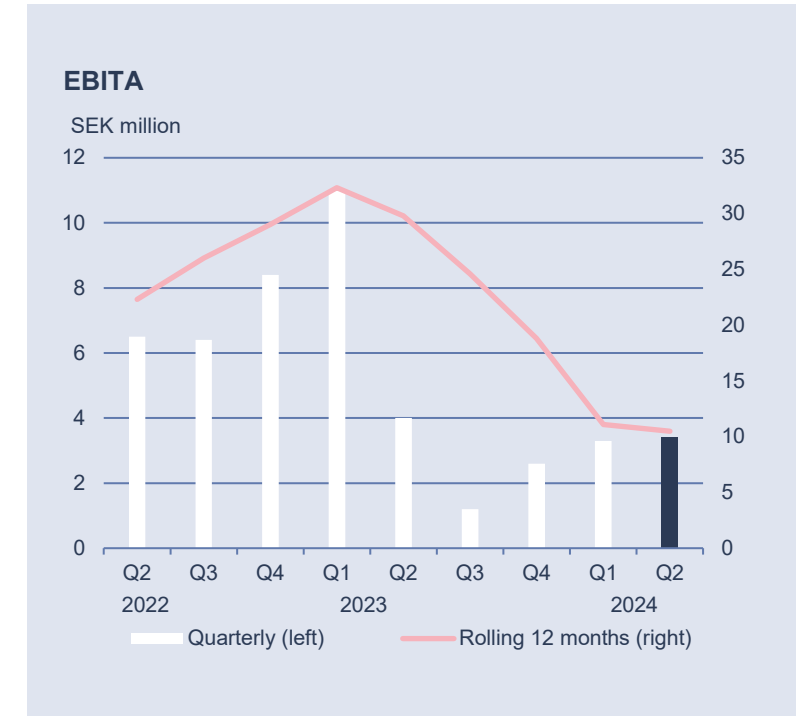
Rejlers Norway

FINANCIAL HIGHLIGHTS Q2 2024

- Net sales amounted to SEK 80.9 million (71.1)
- EBITA SEK 3.4 million (4.0)
- EBITA margin 4.2 % (5.6)

FINANCIAL HIGHLIGHTS ACC Q2 2024

- Net sales amounted to SEK 161.9 million (160.2)
- EBITA SEK 6.7 million (15.0)
- EBITA margin 4.1 % (9.4)



KEY FIGURES	Q2 2024	Q2 2023	Full year 2023
Net sales, SEK million	80.9	71.1	302.7
EBITA, SEK million	3.4	4.0	18.8
EBITA margin, %	4.2	5.6	6.2
Operating profit, SEK million	1.6	2.2	8.9



REJLERS

THANK YOU!