

INVESTOR PRESENTATION Q3 2024



Rejlers at a glance

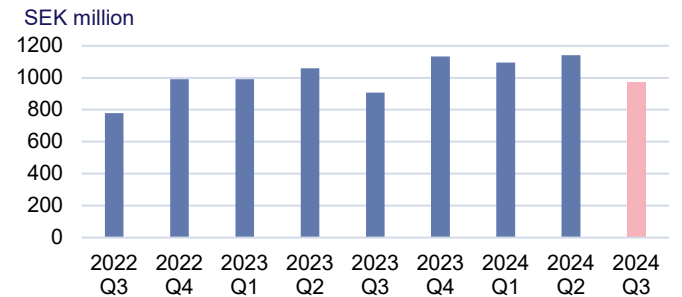
NORDIC PRESENCE

Rejlers is one of the leading engineering consultancy firms in the Nordic region. Our cutting-edge expertise helps companies, public authorities and other organisations meet the societal challenges of tomorrow. We create value as a catalyst for our customers' efforts to achieve a sustainable society.

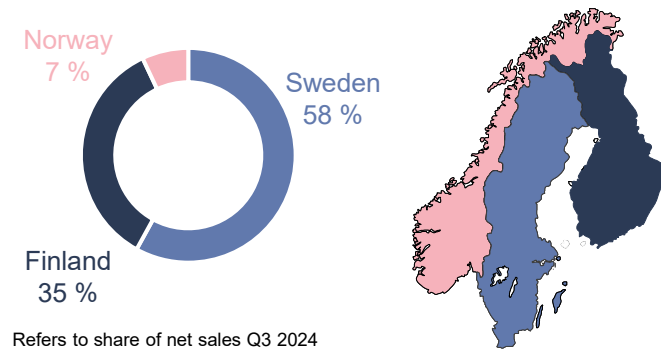
STRONG PLATFORM

Rejlers has a strong foundation, with over 80 years of history, a team of app 3,300 experts, a large network of qualified partners, and high customer satisfaction.

NET SALES DEVELOPMENT



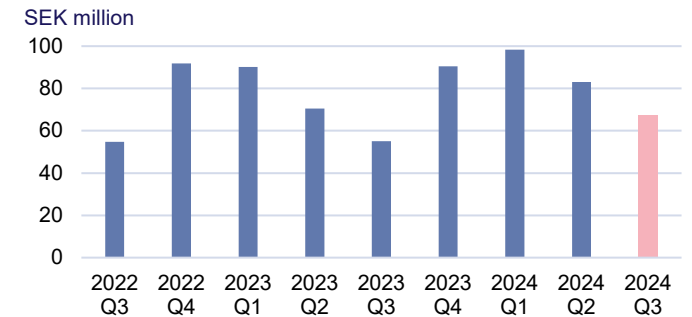
NET SALES DISTRIBUTION



OUR CUSTOMER OFFERING

- To accelerate value and profitability
- To catalyze our customers' transformation within the Energy transition, Industry transformation and by futureproofing communities
- To contribute with knowledge and innovation
- To transform business by being the engine in the project

EBITA DEVELOPMENT



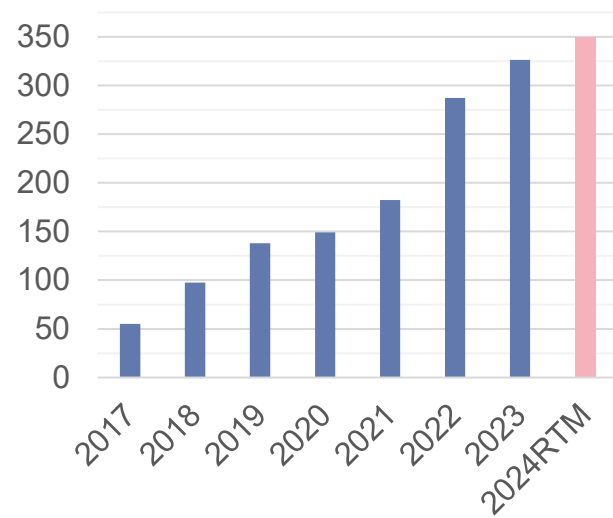
Rejlers – operational highlights

- Revenues: SEK 970.5 million (906.0), + 7.1 %
- Strong organic growth, 6,4 %
- EBITA: SEK 67.6 million (55.1)
- EBITA margin: 7.0 % (6.1)
- Better margin thanks to the efficiency improvement programme that was implemented in Q4 2023
- Price increases in all countries
- The transformation towards 2025 continues

Rejlers - 8 years

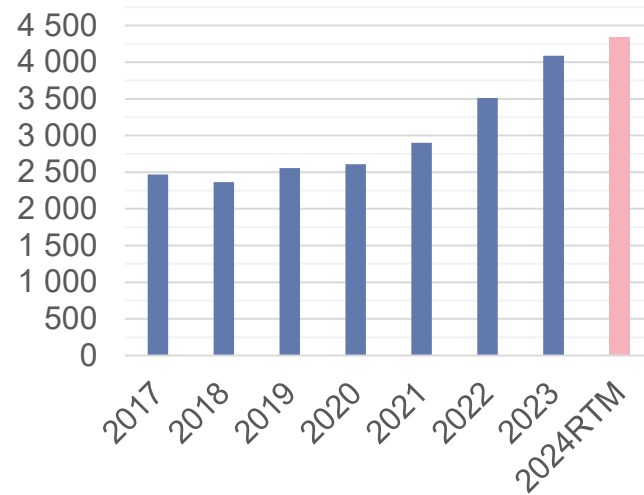
ADJ. EBITA

SEK million



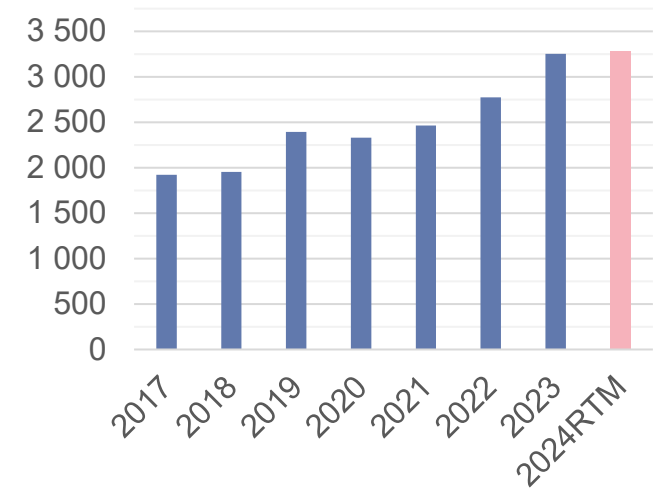
NET SALES

SEK million



EMPLOYEES

Number



THIRD QUARTER 2024

Rejlers Group

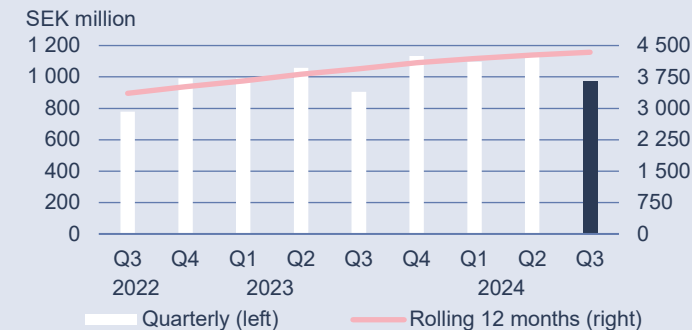
FINANCIAL HIGHLIGHTS Q3 2024

- Net sales SEK 970.5 million (906.0), + 7.1 %
- EBITA SEK 67.6 million (55.1)
- EBITA margin 7.0 % (6.1)
- Earnings per share before dilution SEK 1.26 (0.79)

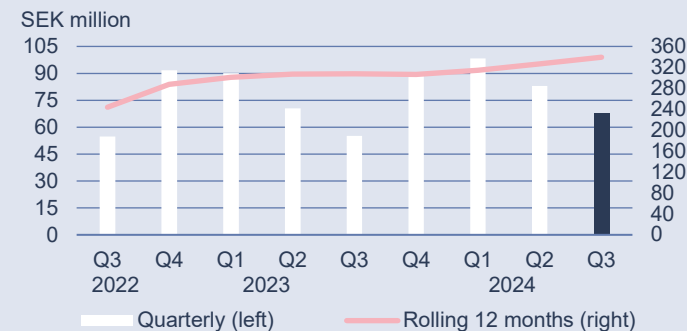
FINANCIAL HIGHLIGHTS ACC Q3 2024

- Net sales SEK 3,207.4 million (2,955.7), + 8.5 %
- EBITA SEK 248.9 million (215.7)
- EBITA margin 7.8 % (7.3)
- Earnings per share before dilution SEK 6.30 (5.14)

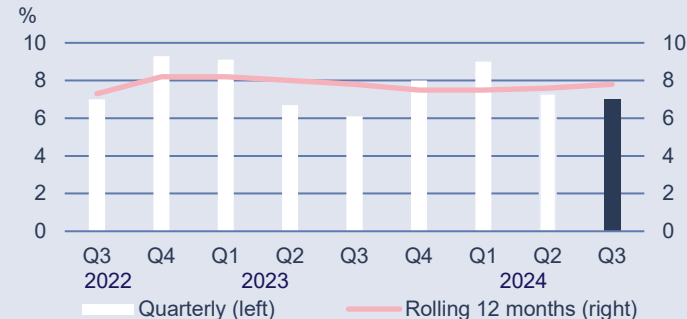
NET SALES



EBITA



EBITA MARGIN



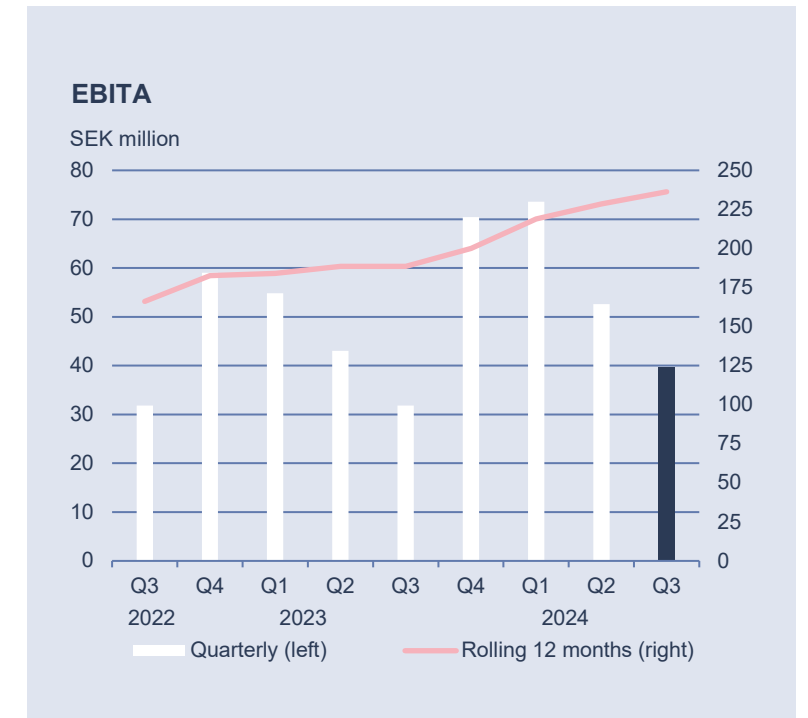
Rejlers Sweden

FINANCIAL HIGHLIGHTS Q3 2024

- Net sales amounted to SEK 571.8 million (535.8)
- EBITA SEK 39.7 million (31.8)
- EBITA margin 6.9 % (5.9)

FINANCIAL HIGHLIGHTS ACC Q3 2024

- Net sales amounted to SEK 1,949.2 million (1,766.6)
- EBITA SEK 165.9 million (129.6)
- EBITA margin 8.5 % (7.3)



KEY FIGURES	Q3 2024	Q3 2023	Full year 2023
Net sales, SEK million	571.8	535.8	2,480.5
EBITA, SEK million	39.7	31.8	200.0
EBITA margin, %	6.9	5.9	8.1
Operating profit, SEK million	31.7	21.8	162.9

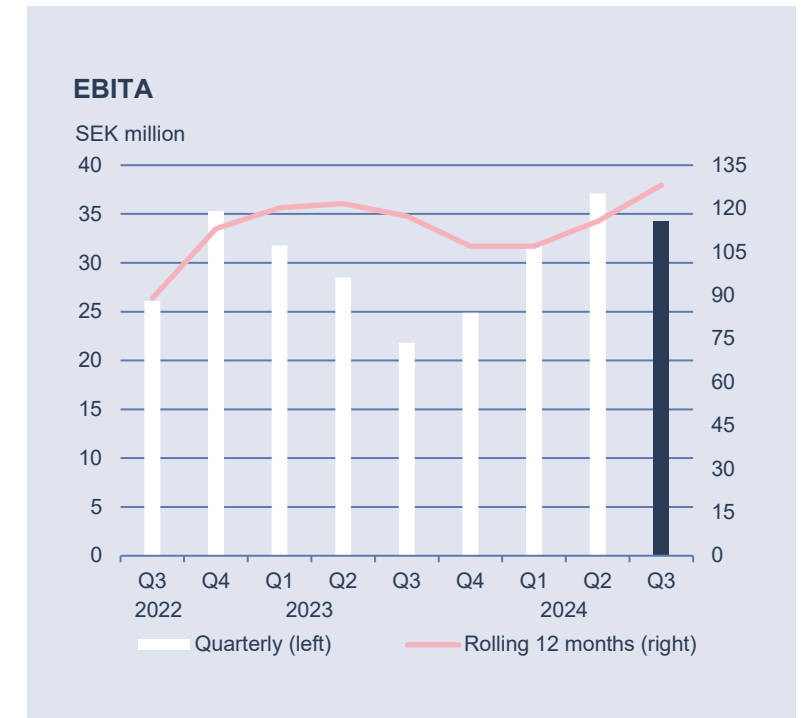
Rejlers Finland

FINANCIAL HIGHLIGHTS Q3 2024

- Net sales amounted to SEK 342.9 million (317.2)
- EBITA SEK 34.3 million (21.8)
- EBITA margin 10.0 % (6.9)

FINANCIAL HIGHLIGHTS ACC Q3 2024

- Net sales amounted to SEK 1,050.5 million (994.8)
- EBITA SEK 103.2 million (82.1)
- EBITA margin 9.8 % (8.3)



KEY FIGURES	Q3 2024	Q3 2023	Full year 2023
Net sales, SEK million	342.9	317.2	1,355.5
EBITA, SEK million	34.3	21.8	107.0
EBITA margin, %	10.0	6.9	8.0
Operating profit, SEK million	28.4	15.8	83.0

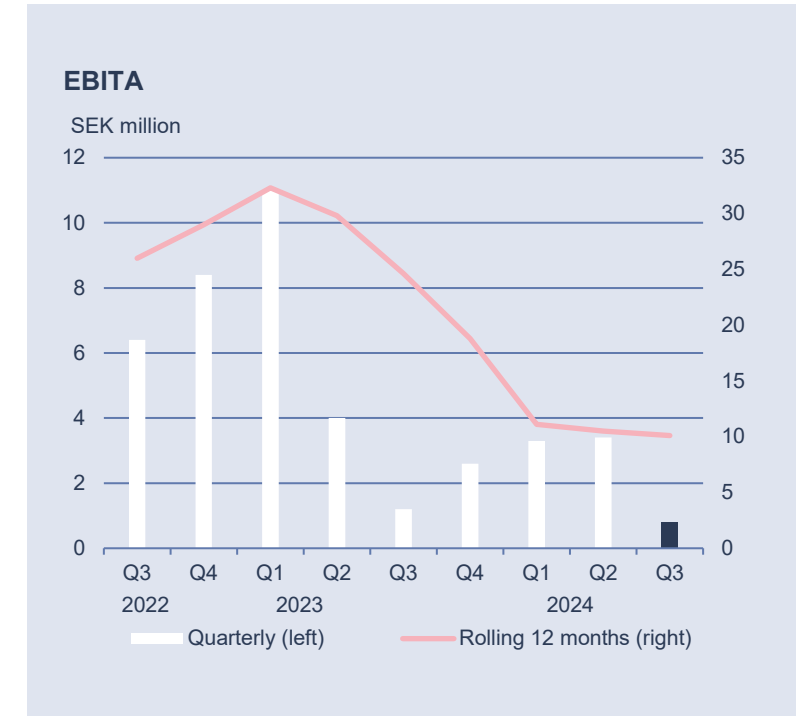
Rejlers Norway

FINANCIAL HIGHLIGHTS Q3 2024

- Net sales amounted to SEK 66.8 million (61.4)
- EBITA SEK 0.8 million (1.2)
- EBITA margin 1.2 % (2.0)

FINANCIAL HIGHLIGHTS ACC Q3 2024

- Net sales amounted to SEK 228.7 million (221.6)
- EBITA SEK 7.5 million (16.2)
- EBITA margin 3.3 % (7.3)



KEY FIGURES	Q3 2024	Q3 2023	Full year 2023
Net sales, SEK million	66.8	61.4	302.7
EBITA, SEK million	0.8	1.2	18.8
EBITA margin, %	1.2	2.0	6.2
Operating profit, SEK million	-1.0	0.0	8.9



REJLERS

THANK YOU!